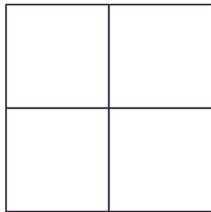



LAYOUTS FOR BLANKETS MADE WITH 12" SQUARES

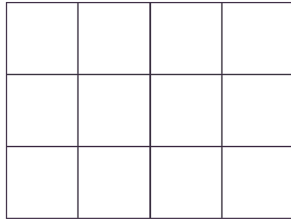
4: $2 \times 2 = 24" \times 24"$ LOVEY



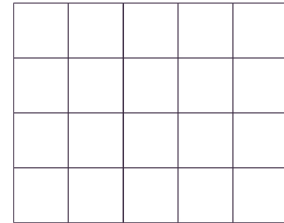
9: $3 \times 3 = 36" \times 36"$ BLANKIE



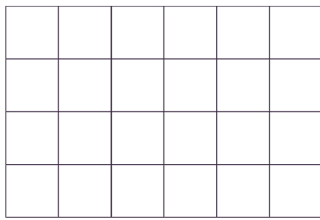
12: $3 \times 4 = 36" \times 48"$ LAP




20: $4 \times 5 = 48" \times 60"$ THROW




24: $4 \times 6 = 48" \times 72"$ TWIN




25: $5 \times 5 = 60" \times 60"$ BIG THROW




30: $5 \times 6 = 60" \times 72"$ DOUBLE



42: $6 \times 7 = 72" \times 84"$ QUEEN



49: $7 \times 7 = 84" \times 84"$ KING



90: $9 \times 10 = 108" \times 120"$ FAMILY

